














For more than 200 years, PFERD files have been renowned worldwide as a top quality product. With their consistently high cutting performance, ensuring an excellent surface quality even after long use, they reduce the cost of labour-intensive manual work and will thus provide significant economic benefits.


From two centuries of experience as partner to the metalworking industry, PFERD has developed a number of ideal file shapes and cuts for specific applications in industry and trades.

A sophisticated manufacturing technology and highly sensitive ISO 9001 certified quality control system ensure that all products meet our exceptional quality standards.

Contents	Page
■ General information	3
■ Your quick product selection guide	4
■ Cut types	5
■ Packaging and merchandising	6
■ PFERDVALUE®	6

Application	Contents	Page	
	Files		
	American pattern files		
		Aluminum files	7
		Machinist's files	8-13
		■ machinist's file sets	13
		Special files	14
		Key files	15-16
		■ key file sets	16
	Sharpening files		
		Chain saw files and accessories	17-20
		■ handles	19
		■ CHAIN SHARP CS-X	20
		■ depth gauge files	20
		Mill files	21
		Taper saw files	22-23
		Cant and band saw files	23
	Precision files		
		Swiss pattern machinist files	24-27
		Swiss pattern CORINOX files	28-29
		Swiss pattern CORINOX needle files	29
		Swiss pattern needle files	30-32
		■ needle file sets	32
		Swiss pattern riffer files	33
	Milled tooth files		
		Car body files	34-35
		Paint peeler	35
		Babbitt files	36
		Edge sharpener	36

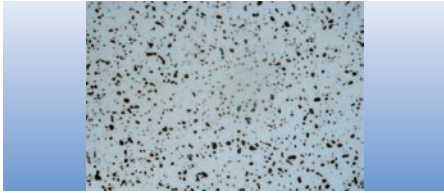
Application	Contents	Page	
	Wood files and rasps		
		Wood rasps	37-38
		Wood files	38
		Files for horses	39
		■ hoof plane	39
		■ horse rasp	39
		Special rasps	40
		■ sculptor's file rasp	40
		■ staircase maker's file rasp	41
		■ staircase maker's rasp	41
		■ needle rasp set	41
	Diamond files		
		Diamond machinist's files	42
		Diamond needle files	43
		■ diamond needle file sets	43
	Diamond riffer files	44	
	■ diamond riffer file sets	44	
File handles			
	Ergonomic file handles	45	
	Plastic file handles	45	
	■ plastic file handle quick mounting type	45	
File holders and accessories			
	File holders	46	
	■ needle file holders	46	
	■ riffer File Holders	46	
	File card and brush	46	
	Plastic sleeves	46	
Hand deburrer			
	Hand deburrer	47	
	Manual work		



PFERDMEDIA NEW


See what's new since we printed this book, or visit pferdusa.com/new

The quality of PFERD files is determined by several criteria



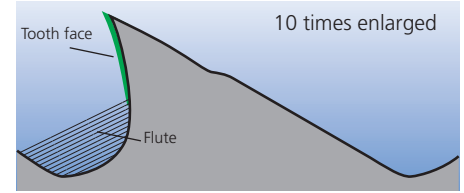
The prerequisite for the correct hardness is uniform steel structure

The steel structure is changed by the profiling, annealing and hardening process. The right carbon content must be maintained to ensure maximum cutting performance.



Exact shape and symmetrical cut

The blanks are shaped by forging, grinding and smoothing. Equally spaced teeth and uniform tooth height guarantees good filing performance. File type and angle of cut are determined by the application.



Ideal tooth shape

Individual tooth shapes for particular applications allow maximum stock removal. There is no standard tooth shape. Special test results have revealed which tooth shapes are the most favorable.

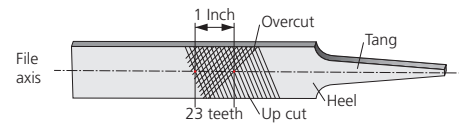
The photo shows a car body file tooth with the typically rounded tooth face and the chip clearance area.

Number of teeth per Inch

Length (without tang) [Inch]	Machinist's files Teeth number ± 8 %			Sharpening files Teeth number ± 5 %						
	Bastard Cut 1	Second Cut 2	Smooth Cut 3	Regular	Slim	Extra slim	Double extra slim	Bastard Cut 1	Mill files Second Cut 2	Smooth Cut 3
4	43	56	71	51	58	66	-	-	-	-
5	-	-	-	48	56	61	64	-	-	-
6	33	46	56	43	51	56	61	51	61	71
7	-	-	-	41	48	53	58	-	-	-
8	25	36	46	38	43	51	56	46	51	56
10	23	30	41	36	41	43	-	41	46	51
12	20	28	36	-	-	-	-	36	41	46
14	18	25	33	-	-	-	-	31	36	41

The chart to the left shows the number of teeth of PFERD files listed in our catalogue 201. The figure shows the number of cuts per inch of file length, counted in the longitudinal axis. For a double-cut file, the teeth number is determined by the upcut (second course).

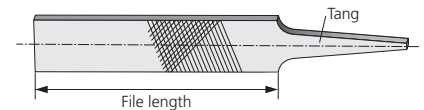
Determination of teeth number



Example

At a length of 10" bastard cut file has 23 teeth per inch. A 4" long file of the same cut has 43 teeth per inch of file length. The higher number of teeth found on shorter files is intended to provide the same ease of use (in terms of force input, guidability and stock removal) on surfaces and edges as a longer tool.

Dimensions



The cross-sectional dimensions indicated in the following tables are measured across the cut and may vary depending on cut type. PFERD files are manufactured in accordance to ISO standard specifications.

Colour code for file cuts

Cuts are easily identified by colour-coded package labels.

10 Hand
Planas paralelas

Inches **10"** **1**

Bastard = green

10 Hand
Planas paralelas

Inches **10"** **2**

Second = yellow

10 Hand
Planas paralelas

Inches **10"** **3**
























Smooth = red







Files

Your quick product selection guide








General application	Material	Detailed applications	Tool	Page
Filing 	<ul style="list-style-type: none"> ■ Steel ■ Stainless steel (INOX) ■ Cast iron ■ Cast steel ■ Non-ferrous metals ■ Copper ■ Bronze ■ Brass ■ Zinc 	<ul style="list-style-type: none"> ■ Chamfering ■ Deburring ■ Roughing ■ fine finishing ■ Surface work ■ Filing of breakthroughs 	<p>Files for the workshop</p>  <p>Files for aluminum</p>  <p>Milled tooth files</p>  <p>Precision files</p>  <p>Tungsten carbide files</p>  <p>Mill files</p> 	<p>7</p> <p>14</p> <p>21</p> <p>40</p> <p>23</p> <p>27</p>
Sharpening 	<ul style="list-style-type: none"> ■ Saw chains ■ Saw blades ■ Band saw blades ■ Knives ■ Machetes 	<ul style="list-style-type: none"> ■ Sharpening of saw chains, blades and band saw blades 	<p>Chain saw files</p>  <p>Three square saw files</p>  <p>Chain saw sharpeners CHAIN SHARP</p> 	<p>28</p> <p>24</p> <p>30</p>
Car body work 	<ul style="list-style-type: none"> ■ Sheet metal ■ Non-ferrous metals ■ Plastics 	<ul style="list-style-type: none"> ■ Surface work ■ Deburring ■ Removing solder spots ■ Removing weld spots 	<p>Car body files</p> 	<p>20</p>
		<ul style="list-style-type: none"> ■ Peeling off thin paint layers ■ Correcting paint faults 	<p>Paint peeler</p> 	<p>20</p>
Soft materials work 	<ul style="list-style-type: none"> ■ Wood ■ Plastics ■ Soft stones ■ Horn 	<ul style="list-style-type: none"> ■ Roughing ■ Fine finishing ■ Surface work ■ Deburring ■ Chamfering 	<p>Wood files</p>  <p>Wood rasps</p>  <p>Hoof plane/horse rasp</p>  <p>Special rasps</p> 	<p>33</p> <p>34</p> <p>36</p> <p>37</p>
Hard materials work 	<ul style="list-style-type: none"> ■ Hardened steels ■ Tungsten carbide ■ Ceramic ■ Glass ■ Ferrite ■ Nickel- and titanium-based alloys ■ Fibre-reinforced plastics (GRP/CRP) 	<ul style="list-style-type: none"> ■ Precision filing ■ Deburring, chamfering and breaking of edges 	<p>Diamond files</p>   <p>Diamond machinist's files, grit size D 251</p> 	<p>42</p> <p>42</p>




American pattern files

Cut 0/ ALU		Single cut. For aluminum and soft steel.
Cut 1/ Bastard		Cross cut. Suited for coarse machining and for coarse stock removal.
Cut 2/ Second		Cross cut. For universal coarse stock removal and prefinishing.
Cut 3/ Smooth		Cross cut. For fine work and prefinishing.




Car body files

Cut 00		Radial tooth cut. Recommended for high stock removal. Creates score-free surfaces.
Cut 0		Radial tooth cut. Recommended for high stock removal. Creates score-free surfaces.
Cut 1		Radial tooth cut. Recommended for coarse stock removal and roughing. Creates score-free surfaces.
Cut 2		Radial tooth cut. For universal coarse stock removal and smoothing. Creates score-free surfaces.
Cut 3		Radial tooth cut. Recommended for fine stock removal and for prefinishing. Creates score-free surfaces.




Milled tooth files

Cut 1		Straight tooth cut. Recommended for coarse stock removal when working on soft metals. The shape of the milled tooth and large flutes prevent clogging problems.
Cut 2		Straight tooth cut. Recommended for universal coarse stock removal and prefinishing on soft metals. The shape of the milled tooth and large flutes prevent clogging problems.
Cut 3		Straight tooth cut. Recommended for coarse machining of soft metals. The shape of the milled tooth and large flutes prevent clogging problems.







Sharpening files

Cut 1/ Bastard		Single cut. For universal sharpening.
Cut 2/ Second		Single cut. For universal sharpening.
Cut 3/ Smooth		Single cut. For universal sharpening.

Wood rasps

Cut 1/ Bastard		Rasp cut. Recommended for coarse machining and for coarse stock removal.
Cut 2/ Second		Rasp cut. For universal coarse stock removal and prefinishing.
Cut 3/ Smooth		Rasp cut. For fine work and prefinishing.

Swiss pattern/precision files

Cut 00		Cross cut. Recommended for very coarse precision work.
Cut 0		Cross cut. Recommended for very coarse precision work.
Cut 1		Cross cut. Recommended for medium precision work.
Cut 2		Cross cut. Recommended for medium to fine precision work.
Cut 3		Cross cut. Recommended for fine precision work.
Cut 4		Cross cut. Recommended for very fine precision work.

PF – The PERFECT FILE



PFERD also offers from its wide-ranging program a selection of the most commonly-used files in attractive protective sleeves for sales promotions.

Files in PERFECT FILE packaging are marked in the catalogue and in the product tables with a "P" at the end of the product EDP number.

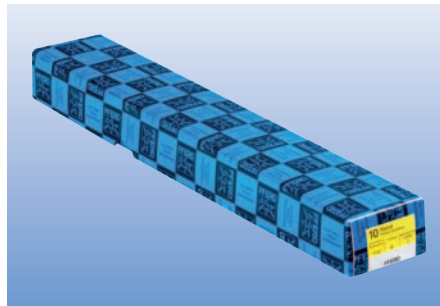
Machinist's files in PERFECT FILE packaging are highly recommended for sales-promoting presentations at a point of purchase.

Our PERFECT FILE files are clearly labelled to help the customers find the file they need more quickly and can be attractively presented with the PFERD TOOL-CENTER.

Advantages

- Each file is delivered with the ergonomic file handle.
- Protective, individual packaging perfectly suited to the product.
- Individual labelling with barcode.
- Easy to hang for direct sale on your sales wall.
- Application information allows quick selection of products.
- Popular types can be positioned effectively at a point of purchase.
- The superb product presentation of PFERD files supports you in selling brand-name quality tools.

PFERD industrial packaging



The oldest hand tool in the world is traditionally rolled into paper which protects it against corrosion. PFERD packs all standard file deliveries in robust industrial packaging.

Depending on the file length, we offer packaging units of 5 or 10 pieces.

These files are delivered without a handle.

Advantages

- Robust packaging suited to the product.
- Coloured packaging labels mark the different file cuts.
- For the experienced user who has his own handle.

PFERD TOOL-CENTER



On the TOOL-CENTER, the point of sale system from PFERD, you will find all the important information required for selecting the most appropriate tool. The PFERD information and symbol cards contain important tips about tools and applications.

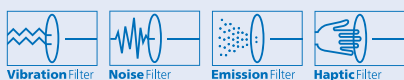
If you have questions, your local retailer or PFERD representative will be happy to assist you.

PFERDVALUE® – Your added value with PFERD

Results from the PFERD test laboratories as well as from the product tests by independent testing institutes prove: PFERD products offer measurable added value.

Discover **PFERDERGONOMICS®** and **PFERDEFFICIENCY®**

As part of **PFERDERGONOMICS®**, PFERD offers ergonomically optimized products and power tools that contribute to greater safety and working comfort, and thus to health protection.



As part of **PFERDEFFICIENCY®**, PFERD offers innovative, high-performance solutions and power tools with outstanding added value.



PFERD PRAXIS


PFERD PRAXIS brochures contain valuable information on material properties, and technical tips on the use of PFERD products. Visit pferdusa.com/info to request a free copy or to download a pdf version.

- Steel
- Stainless steel (INOX)
- Aluminum
- Plastics & composites




PFERDMEDIA

For more information, a complete brochure is available. Please visit pferdusa.com/pferdvalue to request a free copy or to download a pdf version.



Aluminum flat




This file has fast cutting teeth specially designed for use on aluminum alloys, soft steel and various non-ferrous metals. Single cut, uniform in thickness, special tooth construction eliminates clogging.

Applications


- Surface work
- Deburring
- Shaping and refining of rectangular shapes

PFERD specification number

1612 W

Length [Inches]	Cross-section [Inches]	Cut and EDP number Cut 0	Compatible handle EDP	
10	31/32 x 1/4	17103	11146	10
12	1-5/32 x 9/32	17104	11148	5

Aluminum half round




Like the flat aluminum, this file is made especially for use on aluminum and soft metals. The half round shape permits filing on concave surfaces and rounding out holes. The flat side is single cut and the half round side is spiral cut.


Applications

- Surface work
- Deburring
- Shaping and refining of rectangular and round through-holes
- Filing of curved shapes

PFERD specification number


1652 W

Length [Inches]	Cross-section [Inches]	Cut and EDP number Cut 0	Compatible handle EDP	
10	15/16 x 9/32	17107	11146	10
12	1-1/8 x 11/32	17108	11148	5



American pattern files

Machinist's files



Flat



Tapered in width at the point and slightly tapered in thickness at the point, flat files are double cut on both sides and are single cut on both edges. Used extensively by machinists on ferrous and non-ferrous metals for rapid stock removal.

Applications

- Surface work
- Deburring
- Stock removal on rectangular shapes
- Shaping and refining of through-holes

Ordering note

EDPs ending in "P" include handle.

PFERD specification number

1122

Length [Inches]	Cross-section [Inches]	Cut and EDP number			Compatible handle EDP	Included handle EDP	
		Bastard (cut 1)	Second (cut 2)	Smooth (cut 3)			
Flat (plain)							
4	13/32 x 3/32	11001	11002	11003	11143	–	10
6	5/8 x 5/32	11004	11005	11006	11144	–	10
8	25/32 x 7/32	11007	11008	11009	11146	–	10
10	31/32 x 1/4	11010	11011	11012	11146	–	10
12	1-5/32 x 9/32	11013	11014	11015	11148	–	5
14	1-11/32 x 5/16	11016	–	–	11148	–	5
Flat (with handle)							
8	25/32 x 7/32	11007 P	11008 P	11009 P	–	11146	5
10	31/32 x 1/4	11010 P	11011 P	11012 P	–	11146	5
12	1-5/32 x 9/32	11013 P	11014 P	11015 P	–	11148	5



Flat PLUS



Not only for professional applications, PLUS files are widely used in trades and DIY workshops due to their versatility. PLUS files are noted for outstanding stock removal due to spade-shaped teeth, requiring minimum effort in use. Broad chip breakers prevent loading problems when filing soft materials.

Applications

- Surface work
- Deburring
- Stock removal on rectangular shapes
- Shaping or refining of rectangular shapes

Ordering note


EDPs ending in "P" include handle.

PFERD specification number

PF 1112 PLUS

Length [Inches]	Cross-section [Inches]	Cut and EDP number PLUS Cut	Compatible handle EDP	Included handle EDP	
Flat (with handle)					
8	25/32 x 7/32	11134 P	–	11146	5
10	31/32 x 1/4	11135 P	–	11148	5
12	1-5/32 x 9/32	11136 P	–	11148	5

Half round (tapered)



These files are used for filing out concave surfaces and crevices, and for rounding out holes. The flat side of the file is double cut for use on flat surfaces. The half round side is spiral cut which removes metal rapidly and leaves a smooth finish.

Applications


- Surface work
- Stock removal in radius areas
- Deburring
- Filing of through-holes
- Filing of curved shapes

Ordering note

EDPs ending in "P" include handle.

PFERD specification number

1152 SP

Length [Inches]	Cross-section [Inches]	Cut and EDP number			Compatible handle EDP	Included handle EDP	
		Bastard (cut 1)	Second (cut 2)	Smooth (cut 3)			


Half round (plain)

4	13/32 x 3/32	11150	11151	11152	11143	–	10
6	19/32 x 5/32	11020	11021	11022	11144	–	10
8	3/4 x 7/32	11023	11024	11025	11146	–	10
10	15/16 x 9/32	11026	11027	11028	11146	–	10
12	1-1/8 x 11/32	11029	11030	11031	11148	–	5
14	1-9/32 x 13/32	11032	-	-	11148	–	5

Half round (with handle)

8	3/4 x 7/32	11023 P	11024 P	11025 P	–	11146	5
10	15/16 x 9/32	11026 P	11027 P	11028 P	–	11146	5
12	1-1/8 x 11/32	11029 P	–	–	–	11148	5

Half round pipeline



Designed for filing pipeline welds and root passes, and for scale removal from pipeline.

Applications

- Designed for filing pipeline welds and root passes
- For scale removal from pipelines

Ordering note

EDP ending in "H" include handle.

PFERD specification number

1152

Length [Inches]	Cross-section [Inches]	Cut and EDP number Bastard (cut 1)	Compatible handle EDP	Included handle EDP	
-----------------	------------------------	------------------------------------	-----------------------	---------------------	---


Half round pipeline

14	1-3/8 x 11/32	11155	11148	–	5
----	---------------	-------	-------	---	---

Half round pipeline (with handle)

14	1-3/8 x 11/32	11155 H	–	11148	5
----	---------------	---------	---	-------	---

Hand




This file has the same cross-sectional dimensions as the flat file but is blunt in shape (no taper). Double cut, it has one safe (uncut) edge which permits filing one surface without damaging an adjoining one.

Applications

- Surface work
- Deburring
- Stock removal on rectangular shapes

PFERD specification number

1112

Length [Inches]	Cross-section [Inches]	Cut and EDP number			Compatible handle EDP	Included handle EDP	
		Bastard (cut 1)	Second (cut 2)	Smooth (cut 3)			
Hand (plain)							
6	5/8 x 5/32	11036	11037	11038	11144	–	10
8	25/32 x 7/32	11039	11040	11041	11146	–	10
10	31/32 x 1/4	11042	11043	-	11146	–	10
12	1-5/32 x 9/32	11045	-	-	11148	–	5

Knife




Shaped like a knife blade, this file is commonly used on slots and keyways and for acute angle work in diemaking. Sides are double cut and the thin edge is cut but the back is safe (uncut).

Applications

- Surface work
- Deburring
- Shaping and refining of acute-angled shapes
- Stock removal on narrow shapes
- Filing of through-holes

PFERD specification number

1172

Length [Inches]	Cross-section [Inches]	Cut and EDP number			Compatible handle EDP	Included handle EDP	
		Bastard (cut 1)	Second (cut 2)	Smooth (cut 3)			
Knife (plain)							
8	27/32 x 3/16	11055	11056	11057	11145	–	10

Long angle lathe



Long angle lathe files are used by lathe operators to deburr turned parts.

Opposed direction of the (single) cut on the front and back side forces the file away from the chuck during lathe work, improving safety.


Rectangular file with tang, cut on two sides, two edges uncut, available in special PFERD cut (single cut).

Application

Deburring

PFERD specification number

1612 DE

Length [Inches]	Cross-section [Inches]	Cut and EDP number		Compatible handle EDP	
		Bastard (cut 1)	Second (cut 2)		
10	31/32 x 1/4	17005		11146	10
12	1-5/32 x 9/32	17006		11148	5

Round



This popular machinist file is designed for enlarging circular holes or rounded grooves that are too small for a half round file. It tapers toward the point making it adaptable for use on various size holes.

Applications


- Stock removal in radius areas
- Deburring
- Filing of through-holes
- Filing of interior radius shapes

Ordering note

EDPs ending in "P" include handle.

PFERD specification number

1162

Length [Inches]	Diameter [Inches]	Cut and EDP number			Compatible handle EDP	Included handle EDP	
		Bastard (cut 1)	Second (cut 2)	Smooth (cut 3)			
Round (plain)							
4	5/32	11061	11062	11063	11143	–	10
6	7/32	11064	11065	11066	11144	–	10
8	5/16	11067	11068	11069	11145	–	10
10	3/8	11070	11071	11072	11145	–	10
12	1/2	11073	11074	11075	11147	–	5
14	5/8	11076	-	-	11147	–	5
Round (with handle)							
8	5/16	11067 P	11068 P	11069 P	–	11145	5
10	3/8	11070 P	11071 P	11072 P	–	11145	5
12	1/2	11073 P	–	–	–	11147	5

Square



Handy for use on slots, keyways, rectangular or square holes and for surface work, this file has four equal sides.

Double cut, it tapers toward the point.

Applications


- Filing of shapes
- Filing of through-holes

Ordering note

EDPs ending in "P" include handle.

PFERD specification number

1142

Length [Inches]	Cross-section [Inches]	Cut and EDP number			Compatible handle EDP	Included handle EDP	
		Bastard (cut 1)	Second (cut 2)	Smooth (cut 3)			
Square (plain)							
4	5/32	11081	11082	11083	11143	–	10
6	7/32	11084	11085	11086	11144	–	10
8	5/16	11087	11088	11089	11145	–	10
10	3/8	11090	11091	11092	11145	–	10
12	1/2	11093	11094	–	11147	–	5
Square (with handle)							
8	5/16	11087 P	11088 P	–	–	11145	5
10	3/8	11090 P	11091 P	–	–	11145	5

Three square



Three square files are triangular in cross-section, double cut and have fairly sharp corners that are slightly set and cut. These files are for general use by machinists for filing internal acute angles, for cleaning out square corners and filing taps and cutters.

Applications


- Surface work
- Deburring
- Filing of through-holes

Ordering note

EDPs ending in "P" include handle.

PFERD specification number

1132

Length [Inches]	Cross-section [Inches]	Cut and EDP number			Compatible handle EDP	Included handle EDP	
		Bastard (cut 1)	Second (cut 2)	Smooth (cut 3)			
Three square (plain)							
6	15/32	11097	11098	11099	11144	–	10
8	5/8	11100	11101	11102	11145	–	10
10	3/4	11103	11104	11105	11147	–	10
Three square (with handle)							
8	5/8	11100 P	11101 P	11102 P	–	11145	5
10	3/4	11103 P	11104 P	–	–	11147	5

Tungsten point




Tungsten point files are very thin, making them particularly suitable for use on electrical contact points and in narrow grooves and slots. Once tips become worn, they can be broken off.

The punched tang eliminates the need for an additional handle.

Rectangular file with flat handle, cut on two sides; available in cut 2.

PFERD specification number

1118 A

Length [Inches]	Cut and EDP number Second (cut 2)	
4	17008	10


Veneer knife



Specially designed for sharpening veneer knives. Thin, rectangular shape with two round, safe edges.

PFERD specification number

1213 RUK

Length [Inches]	Cross-section [Inches]	Cut and EDP number Second (cut 2)	Compatible handle EDP	
8	25/32 x 1/8	17044	11146	10

Warding




Widely used by locksmiths in filing the wards in locks and keys, this file is also favored by machinists for narrow slotting and working on intricate shapes. Double cut, it is uniform but very thin in thickness and tapers in width toward the point.

Applications

- Surface work
- Deburring
- Working on intricate shapes
- Narrow slotting

PFERD specification number

1127

Length [Inches]	Cross-section [Inches]	Cut and EDP number			Compatible handle EDP	
		Bastard (cut 1)	Second (cut 2)	Smooth (cut 3)		
4	15/32 x 3/64	11107	11108	11109	11143	10
6	5/8 x 5/64	11110	11111	11112	11143	10

This set comes in a rugged, weather-resistant PVC roll-up pouch for optimum protection. An indispensable item for the tool box of every mobile tradesman or fitter.

PFERD specification number

520 WRU

PFERDERGONOMICS®




Industry/target group

- Industry
- Trades
- DIY sector

Machinist's files in plastic pouch



Length [Inches]	Content (each file with appropriate ergonomic handle)	EDP number	
8	File set 520 WRU: 8" hand bastard, square bastard, half round bastard, round bastard, half round wood rasp second cut	16077	1
8	File set 531 WRU: 8" hand bastard, three square bastard, square bastard, tapered half round bastard, round bastard	16078	1
8	File set 532 WRU: 8" hand second cut, three square second cut, square second cut, tapered half round second cut, round second cut	16079	1
10	File set 541 WRU: 10" hand bastard, three square bastard, square bastard, tapered half round bastard, round bastard	16080	1
10	File set 542 WRU: 10" hand second cut, three square second cut, square second cut, tapered half round second cut, round second cut	16081	1

These files are specifically designed to meet the needs of DIY users. Its professional quality makes this product very versatile.

Due to their high precision and cutting performance, these files meet the highest standards of quality and longevity.

Supplied in an attractive cardboard box. Each file comes with matching ergonomic handle.

Each set consists of one of each file:

- 8" universal file rasp
- 8" half round file
- 8" all purpose file

PFERD specification number


PF-Set 300 200 mm

PFERDERGONOMICS®



File set



Length [Inches]	Content (each file with appropriate ergonomic handle)	EDP number	
8	8" file set – home/hobby 3 pcs (PF-Set 300)	16070	1


American pattern files

Special files

PFERD special files are specially suitable for roughing and sharpening. Due to their high quality, they can be used by professional as well

as by DIY users. These files achieve high stock removal rates and a long service life.


PFERD special files come with PF packaging and ergonomic file handle.



Rectangular file, tanged, with different cuts on three sides and ergonomic file handle. Cross

cut 1 on front side for roughing, single cut 2 on back side for sharpening and one cut edge.

Application
Roughing and sharpening


Length [Inches]	Cross-section [Inches]	Cut	EDP number	Included handle EDP	
8	1 x 5/32	Cross 1/single 2	16053 P	11146	5



Rectangular file, tanged, with different cuts on three sides and ergonomic file handle. Cross

cut 1 on front side for roughing, rasp cut 1 on back side for rasping and one cut edge.

Application
Roughing and sharpening


Length [Inches]	Cross-section [Inches]	Cut	EDP number	Included handle EDP	
8	25/32 x 13/64	Cross 1/rasp 1	16056 P	11146	5




Rectangular file, tanged, single cut 2 on two sides, with rounded, uncut narrow edges and

ergonomic file handle. Often referred to as a lawnmower file.

Application
Sharpening of cutting tools


Length [Inches]	Cross-section [Inches]	Cut	EDP number	Included handle EDP	
8	15/32 x 1/8	Single 2	17125 P	11146	5



Rectangular file with different milled cuts, tanged and with ergonomic file handle. Straight cut with chip breaker on front side, radial cut on back side, uncut edges.

Applications

- General use on various materials, even on synthetic resin fillers or wood containing nails
- Roughing, deburring and filing of soldered seams

Length [Inches]	Cross-section [Inches]	Cut	EDP number	Included handle EDP	
10	15/32 x 1/8	Radial 1/straight 2	16058	11146	5


Key files are small tools for light, delicate filing tasks, especially in tool- and mould-making. Also commonly used on locks and keys, they are well-suited for electricians, mechanics and anyone engaged in precision work.

Applications

- Deburring
- Shaping and refining rectangular shapes
- Filing of through-holes
- Surface machining


Hand 1117



Length [Inches]	Cross-section [Inches]	Cut and EDP number Second (cut 2)	Compatible handle EDP	
4	25/64 x 1/16	11117	11143	10
6	5/8 x 5/64	11119	11143	10


Flat 1127



Length [Inches]	Cross-section [Inches]	Cut and EDP number Second (cut 2)	Compatible handle EDP	
4	25/64 x 1/16	11140	11143	10
6	5/8 x 5/64	11111	11143	10


Three square 1137



Length [Inches]	Cross-section [Inches]	Cut and EDP number Second (cut 2)	Compatible handle EDP	
4	13/64	11121	11143	10


Square 1147



Length [Inches]	Cross-section [Inches]	Cut and EDP number Second (cut 2)	Compatible handle EDP	
4	1/8	11123	11143	10


Half round 1157



Length [Inches]	Cross-section [Inches]	Cut and EDP number Second (cut 2)	Compatible handle EDP	
4	11/32 x 1/8	11125	11143	10

Round 1167



Length [Inches]	Diameter [Inches]	Cut and EDP number Second (cut 2)	Compatible handle EDP	
4	1/8	11127	11143	10

American pattern files

Key file sets



Key file set 265 A



Contents


Six key files in selected shapes:

- Hand
- Flat
- Three square
- Square
- Half round
- Round

With quick-mounting handle in plastic pouch.

PFERD specification number

265 A

Length [Inches]	Cut and EDP number Second (cut 2)	
4	17009	1

Key file set 265 B



Contents


Six key files in selected shapes:

- Hand
- Flat
- Three square
- Square
- Half round
- Round

All files with mounted wooden handles, in plastic pouch.

PFERD specification number

265 B

Length [Inches]	Cut and EDP number Second (cut 2)	
4	17012	1

Key file set 265 K



Contents


Six key files in selected shapes:

- Hand
- Flat
- Three square
- Square
- Half round
- Round

All files with mounted wooden handle, in metal box.

PFERD specification number

265 K

Length [Inches]	Cut and EDP number Second (cut 2)	
4	17010	1

Chain saw files



Round files for hand sharpening of saw chains with precise spiral cut for extreme sharpening and a particularly long tool life. The saw teeth sharpen quickly and without causing grooves. They allow cost-effective sharpening that is gentler than mechanical maintenance, without the thermal strain caused by friction.

PFERD offers two cut types. The "Classic line" spiral cut is impressive, due to the high degree of stock removal and aggressive sharpening behaviour.

The finer spiral cut of the "Premium line" provides increased stock removal, with a smoother filing action.

Can be delivered in various diameters, suitable for all commercially available saw chains. Available in packaging units of 6, 60, 300 and 600 pieces, in a practical box, or in units of 12 or 40 pieces, in a promotional plastic pouch.

Recommendation for use

Two to three light filing strokes are enough for normal sharpening. Stock removal is kept to the necessary minimum to preserve the chain and its service life.

PFERD specification number

412-8

Length [Inches]	Diameter [Inches]	Chain pitch [Inches]	Line and EDP number		Compatible handle EDP	
			Classic line	Premium line NEW		
8	5/32	1/4	17047	17074	17046	6
8	11/64	3/8 LP*	17057	17075	17046	6
8	3/16	.325	17038	17076	17046	6
8	13/64	3/8	17048	17077	17045, 17046	6
8	7/32	3/8, .404	17039	17078	17045, 17046	6
8	1/4	1/2	17040	–	17045, 17046	6
8	5/16	3/4	17061	–	17045, 17046	6

*LP = Low Profile

Packing system for PFERD chain saw files

Pack of 6

6 pcs. chain saw files



Display box

60 pcs. chain saw files
= 10 pcs. packs of 6



Sharpening files

Chain saw files

Two round files with "classic line" spiral cut in a promotional plastic pack to protect them from dirt and damage. The overlapping opening of the pack on the back means that it keeps the files secure.


One box contains twenty plastic packs with two files each (40 files total).

Deliverable file diameter: 5/32", 3/16", 7/32".

PFERD specification number
4122 SK

Chain saw files, skin packed 2-pack sleeve



Length [Inches]	Diameter [Inches]	Chain pitch [Inches]	Line and EDP number Classic line	
8	5/32	1/4; 3/8 LP*	17058	40
8	3/16	.325	17059	40
8	7/32	3/8; 404	17063	40

* LP = Low Profile

Three round files with "classic line" spiral cut in a promotional plastic pack to protect them from dirt and damage. The opening of the pack on the front makes it easier to remove and repack the files.

One box contains four plastic packs with three files each (12 files total).


Deliverable file diameter: 5/32", 3/16", 7/32".

PFERD specification number
4122 SK

Chain saw files, skin packed 3-pack sleeve


NEW



Length [Inches]	Diameter [Inches]	Chain pitch [Inches]	Line and EDP number Classic line	
8	5/32	1/4; 3/8 LP*	17130	12
8	3/16	.325	17132	12
8	7/32	3/8; 404	17134	12

* LP = Low Profile

Chisel bit files




For servicing and sharpening saw chains with a square gullet. For edge grinding saw chains. Available as a three square or flat file.

The three square type is particularly suited to sharpening 3/8" chains.

The flat type fulfills two functions: it can be used to sharpen the blade and also to reduce the depth gauge. Particularly recommended for beginners.

PFERD specification number
DKT
FLST

Length [Inches]	Shape	EDP number	Compatible handle EDP	Chain pitch [Inches]	
7	Three square	17081	11146	.325	12
7	Flat	17082	11146	.325	12

Wooden handle for round chain saw files




The special wooden handle has an angular contact surface which maintains a 35° filing angle for accurate, uniform sharpening of all chain teeth.


Compatible for the following file diameters:

- 13/64"
- 7/32"
- 1/4"
- 5/16"

PFERD specification number
 HKSF-100

Type	EDP number	
Wood	17045	100

Plastic handle and filing angle guides




The plastic chain saw file handle fits all diameters of PFERD chain saw files.

Defining an angle of 30° and 35°, the gauge mounts on the pin of the plastic file handle. Please observe your saw chain specifications.

PFERD specification number
 FH 1 KSF
 KSSL

PFERDERGONOMICS®



Type	EDP number	
Plastic handle for chain saw files		
Plastic	17046	10
Filing angle guides		
25° - 30° guide	17090	10
30° - 35° guide	17091	10



Sharpening files

CHAIN SHARP



CHAIN SHARP CS-X Saw chain sharpener



The new generation of saw chain sharpeners, CHAIN SHARP CS-X, features improved file position, optimized shape and simpler handling.

Available in four types, which are adapted to various chain pitches. This guarantees the highest degree of precision and optimum sharpening results.

The device creates a sharpening angle of 30°. The specified depth gauge distance can be found in the table.

Saw chain sharpeners consist of the following

- one sharpening device
- one depth gauge file
- two chain saw files

Advantages

- Change from the right to the left tooth by flipping the device – no retrofitting required
- Optimised shape for more precise guiding
- Changing the files is easy due to the improved shape of the device

The sharpening device can be delivered with detailed operating instructions in a transparent, reusable plastic pouch, which protects against damage and dirt.

PFERD specification number

CS-X

PFERDERGONOMICS®



PFERDEFFICIENCY®



PFERDMEDIA


To see it in action, please visit pferdusa.com/CSX

Chain saw file dia. [Inches]	Chain pitch [Inches]	Depth gauge distance [Inches]	EDP number	Replacement depth gauge file	Replacement round file		
					Classic line	Premium line	
5/32	3/8 LP*	0.025	17300	17310	17047	17064	1
3/16	.325	0.025	17301	17310	17038	17066	1
13/64	3/8	0.025	17303	17310	17048	17067	1
7/32	.404	0.030	17304	17310	17039	17068	1

* LP = Low Profile

Depth gauge files

Replacement depth gauge file for CHAIN SHARP CS-X




Rectangular file, cut on two sides. Matching the appropriate chain saw sharpeners.

PFERD specification number

4132

For use with	Length [Inches]	Cross-section [Inches]	EDP number	
All CHAIN SHARP CS-X sizes	8	23/64 x 15/64	17310	10

Depth gauge files (flat) for saw chain



Flat files are used to maintain the height of depth gauges on saw chain.

Rectangular file, tanged, with two rounded uncut edges, cut on two sides. Available in two lengths.

PFERD specification number

1213 RUK

Length [Inches]	Cross-section [Inches]	Cut and EDP number Second (cut 2)	Compatible handle EDP	
6	5/8 x 3/32	17043	11143	10
8	25/32 x 1/8	17044	11146	10


Mill, tapered



Mill files are suitable both as engineering and sharpening files. Useful for filing where a smooth finish is important. Also good for polishing and deburring work in lathes.

Mill files are widely applicable for sharpening tools and implements. Two square edges. Single cut on sides and edges. All sizes slightly tapered in width.

PFERD specification number
1212 SP

Length [Inches]	Cross-section [Inches]	Cut and EDP number			Compatible handle EDP	Included handle EDP	
		Bastard (cut 1)	Second (cut 2)	Smooth (cut 3)			

Mill, tapered (plain)

6	19/32 x 7/64	19001	19002	19003	11144	–	10
8	25/32 x 9/64	19004	19005	19006	11146	–	10
10	31/32 x 11/64	19007	19008	19009	11146	–	10
12	1-5/32 x 7/32	19010	19011	19012	11148	–	10

Mill, one round edge



Same as regular mill files except that they have one round edge. Single cut on sides and edges.

Round edges are used where rounded gullets are preferred, as opposed to sharp corners or square gullets.

PFERD specification number
1212 gr

Length [Inches]	Cross-section [Inches]	Cut and EDP number Second (cut 2)	Compatible handle EDP	Included handle EDP	
-----------------	------------------------	--------------------------------------	-----------------------	---------------------	---

Mill, one round edge (plain)

8	25/32 x 9/64	19017	11146	–	10
---	--------------	-------	-------	---	----


Mill, two round edges



Same as regular mill files except that they have two round edges. Single cut on sides and edges.

Round edges are used where rounded gullets are preferred, as opposed to sharp corners or squared gullets.

PFERD specification number
1212 r

Length [Inches]	Cross-section [Inches]	Cut and EDP number Second (cut 2)	Compatible handle EDP	Included handle EDP	
-----------------	------------------------	--------------------------------------	-----------------------	---------------------	---

Mill, two round edges (plain)

8	25/32 x 9/64	19019	11146	–	10
10	31/32 x 11/64	19020	11146	–	10

Sharpening files

Taper saw files

Triangular in shape and tapered toward the point, these single cut files are used primarily for sharpening handsaws, circular saws, narrow band, cross-cut and buck saws.

All have cut edges or corners to maintain saw gullets. Made in four cross sections: regular, slim, extra slim and double extra slim.

Files recommended for various point handsaws

Points File

5,5-12	7" taper
6	7" or 8" slim
7	6" or 7" slim

Points File

8	6" slim, 7" ex. slim, 8" dbl. ex. slim
9	6" extra slim, 7" double extra slim
10	5" or 6" extra slim


Points File

11	5" extra slim, 6" double extra slim
12	5" extra slim
13,14	5" double extra slim

Regular taper




PFERD specification number
1232

Length [Inches]	Cross-section [Inches]	Cut and EDP number Second (cut 2)	Compatible handle EDP	Included handle EDP	
Regular taper (plain)					
6	15/32	17018	11144	–	10
10	23/32	17021	11145	–	10

Slim taper




PFERD specification number
1237

Length [Inches]	Cross-section [Inches]	Cut and EDP number Second (cut 2)	Compatible handle EDP	Included handle EDP	
Slim taper (plain)					
4	7/32	17022	11143	–	10
5	9/32	17023	11143	–	10
6	11/32	17024	11144	–	10
7	13/32	17025	11145	–	10
8	15/32	17026	11145	–	10

Extra slim taper




PFERD specification number
1238

Length [Inches]	Cross-section [Inches]	Cut and EDP number Second (cut 2)	Compatible handle EDP	Included handle EDP	
Extra slim taper (plain)					
4	3/16	17027	11143	–	10
6	9/32	17029	11144	–	10

Double extra slim taper



PFERD specification number
1239

Length [Inches]	Cross-section [Inches]	Cut and EDP number Second (cut 2)	Compatible handle EDP	
5	3/16	17032	11143	10
8	5/16	17035	11144	10


Cant and band saw files

Cant saw



This blunt type file is used for sharpening small circular saws, buck saw blades and cross-cut saws. Single cut.

PFERD specification number
1230

Length [Inches]	Cross-section [Inches]	Cut and EDP number Second (cut 2)	Compatible handle EDP	
8	7/8 x 1/2	17014	11145	10


Band saw



This tapered triangular file with cut edges or corners is especially designed to sharpen narrow band saw teeth and maintain round gullets. Single cut.

Application
Sharpening of band saws

PFERD specification number
1231

Length [Inches]	Cross-section [Inches]	Cut and EDP number Second (cut 2)	Compatible handle EDP	
6	15/32	17117	11144	10
7	1/2	17118	11145	10
8	9/16	17119	11145	10










Precision files

Table of file cuts

PFERD precision files meet the most exacting standards of dimensional accuracy, cutting performance and longevity. Compared to machinist's files, precision files are smaller, easier

to handle, and possess a more precise geometry. They are employed in jig, fixture and tool making, specifically in the fabrication of moulds and dies (e.g., for punching, forming, forging


and stamping in volume production environments). In addition, precision files are needed in assembling and building complex devices and machines to the highest precision standards.

Table of file cuts Precision files										
Cuts per inch		30	41	51	64	79	97	117	142	173
File types	Cuts	Swiss cut 00 (cuts/inch)	Swiss cut 0 (cuts/inch)	Swiss cut 1 (cuts/inch)	Swiss cut 2 (cuts/inch)	Swiss cut 3 (cuts/inch)	Swiss cut 4 (cuts/inch)	Swiss cut 5 (cuts/inch)	Swiss cut 6 (cuts/inch)	
	Tang files No. 800 - 875 4", 6" and 8"		41	51	64	79	97	117	142	173
Tang files No. 800 - 875 10"		30	41	51	64	79	97	117	142	
CORINOX files No. 800 - 860 6" and 8"		41	51	–	79	–	–	–	–	
Needle files No. 2401 - 2416		51	64	79	97	117	142	–	–	
CORINOX needle files No. 2301 - 2310		–	64	–	97	–	–	–	–	
Handy files No. 2601 - 2610		41	–	64	–	–	–	–	–	
Riffler files No. 900P - 996P 6"		–	64	–	97	–	142	–	–	
Riffler files No. 710P - 795P 7-1/4"		–	41	–	64	–	–	–	–	
Riffler files No. 410P - 480P 12"		–	30	–	51	–	–	–	–	

Swiss pattern machinist's files


Pottance, hand-type
800



Length [Inches]	Cross-section [Inches]	Swiss cut and EDP number						Compatible handle EDP	
		00	0	1	2	3	4		
4	1/2 x 1/8	12609	12610	12611	12612	12613	12614	11143	12
6	5/8 x 5/32	12615	12616	12617	12618	12619	12620	11144	12
8	25/32 x 7/32	12622	12623	12624	12625	12626	12627	11146	12


**Pillar, regular
810**



Length [Inches]	Cross-section [Inches]	Swiss cut and EDP number			Compatible handle EDP	
		00	0	2		
6	1/2 x 5/32	12689	12690	12692	11144	12
8	9/16 x 3/16	12696	12697	12699	11146	12
10	5/8 x 7/32	12702	12703	12705	11146	12


**Pillar, slim
815**



Length [Inches]	Cross-section [Inches]	Swiss cut and EDP number			Compatible handle EDP	
		00	0	2		
6	5/16 x 1/8	12724	12725	12727	11143	12
8	3/8 x 3/16	12730	12731	12733	11144	12
10	1/2 x 3/16	12735	12736	12737	11144	12


**Pillar, extra slim
820**



Length [Inches]	Cross-section [Inches]	Swiss cut and EDP number			Compatible handle EDP	
		00	0	2		
6	1/4 x 1/8	12747	12748	12750	11143	12
8	5/16 x 1/8	12753	12754	12756	11143	12


**Warding, flat, thin
830**



Length [Inches]	Cross-section [Inches]	Swiss cut and EDP number		Compatible handle EDP	
		0	2		
6	5/8 x 3/32	12894	12895	11144	12

**Half round
835**




Length [Inches]	Cross-section [Inches]	Swiss cut and EDP number						Compatible handle EDP	
		00	0	1	2	3	4		
4	1/2 x 1/8	12567	12568	12569	12570	12571	12572	11143	12
6	5/8 x 3/16	12574	12575	12576	12577	12578	12579	11144	12
8	7/8 x 1/4	12581	12582	12583	12584	12585	–	11146	12
10	1 x 1/4	12587	12588	12589	–	–	–	11146	12

Precision files

Swiss pattern machinist's files



Half round, slim 840



Length [Inches]	Cross-section [Inches]	Swiss cut and EDP number					Compatible handle EDP	
		00	0	1	2	4		
6	1/2 x 1/8	12594	12595	12596	12597	12599	11144	12

Round 845



Length [Inches]	Diameter [Inches]	Swiss cut and EDP number				Compatible handle EDP	
		0	1	2	3		
4	3/16	12785	–	12787	–	11143	12
6	1/4	12790	12791	12792	12793	11144	12
8	5/16	12797	12798	12799	12800	11145	12

Three square 855




Length [Inches]	Cross-section [Inches]	Swiss cut and EDP number				Compatible handle EDP	
		0	1	2	3		
4	1/4	–	12868	12869	12870	11143	12
6	3/8	12873	12874	12875	12876	11144	12
8	9/16	12879	12880	12881	12882	11145	12

Square 860



Length [Inches]	Cross-section [Inches]	Swiss cut and EDP number				Compatible handle EDP	
		0	1	2	3		
6	1/4	12848	12849	12850	12851	11144	12
8	5/16	12854	12855	12856	12857	11145	12


Crossing 865



Length [Inches]	Cross-section [Inches]	Swiss cut and EDP number	Compatible handle EDP	
		2		
6	5/8 x 3/16	12542	11144	12


**Knife
870**



Length [Inches]	Cross-section [Inches]	Swiss cut and EDP number		Compatible handle EDP	
		0	2		
6	11/16 x 3/16	12654	12656	11144	12
8	7/8 x 3/16	12659	12661	11144	12

**Barrette
875**



Length [Inches]	Cross-section [Inches]	Swiss cut and EDP number		Compatible handle EDP	
		0	2		
6	5/8 x 3/16	12508	12510	11144	12
8	7/8 x 3/16	12512	12513	11146	12



Precision files


Swiss pattern CORINOX machinist's files


CORINOX machinist's files are designed for use on stainless steels and exotic alloys. With a surface hardness of 1,200 HV (Vickers Scale), 70 HRC (Rockwell Scale), these files offer

excellent wear resistance and long service life. Their specially coated surface leaves no corrosive residue on the workpiece and effectively resists loading.



Can be cleaned with file card (see page 46).


**CORINOX files, hand
COR 800**






Length [Inches]	Cross-section [Inches]	Swiss cut and EDP number			Compatible handle EDP	
		00	0	2		
6	5/8 x 5/32	15100	15101	-	11144	12
8	25/32 x 7/32	15103	15104	15105	11146	12
10	31/32 x 1/4	15133	15134	15135	11146	12


**CORINOX files, pillar
COR 810**

Length [Inches]	Cross-section [Inches]	Swiss cut and EDP number			Compatible handle EDP	
		00	0	2		
6	1/2 x 5/32	15106	15107	-	11144	12
8	9/16 x 7/32	15109	15110	15111	11146	12


**CORINOX files, half round
COR 835**



Length [Inches]	Cross-section [Inches]	Swiss cut and EDP number		Compatible handle EDP	
		0	2		
6	9/32 x 5/32	15113	-	11144	12
8	3/4 x 7/32	15116	15117	11146	12


**CORINOX files, round
COR 845**




Length [Inches]	Diameter [Inches]	Swiss cut and EDP number		Compatible handle EDP	
		0	2		
8	5/16	15122	15123	11145	12

**CORINOX files, three square
COR 855**

Length [Inches]	Cross-section [Inches]	Swiss cut and EDP number		Compatible handle EDP	
		0	2		
8	5/8	15128	15129	11145	12

**CORINOX files, square
COR 860**



Length [Inches]	Cross-section [Inches]	Swiss cut and EDP number		Compatible handle EDP	
		0	2		
6	7/32	15131	15132	11144	12

Swiss pattern CORINOX needle files

CORINOX files have an exceptional **surface hardness of 1,200 HV** (Vickers Scale), 70 HRC (Rockwell Scale). This makes them particularly suitable for use on difficult-to-file materials

such as high-grade steels (e.g., V2A, V4A, high-temperature steels, rare alloys), fibre-reinforced plastics, etc. Due to their high surface hardness, CORINOX files are characterized by

an outstanding wear resistance and durability. Chips can be removed by knocking the file gently against a hard object.

CORINOX needle files



CORINOX needle files are used for ultra-fine, intricate stock removal on harder, temperature-resistant materials (NiCo alloys), e.g., for corrective work on tool dies. With their high precision, these files meet unsurpassed standards of quality and cutting performance. CORINOX needle files do not load up and are noted for their unusual wear resistance and longevity. High precision files, available in various cross-sections and cut densities.

Workpiece materials

- High-grade steels
- Stainless steels
- Heat resistant alloys
- Fibre-reinforced plastics

Industry/target group

- Tool and mould making
- Pattern making
- Turbine production
- Turbine maintenance
- Aircraft construction

Application

Correcting and reworking jobs

Recommendation for use

Due to their forged tang, these files can be used with or without needle file holders, see page 46.

Length [Inches]	PFERD specification number	Cut and EDP number		
		0	2	
7	CORINOX 2306	15201	15203	12
7	CORINOX 2301	15211	15213	12
7	CORINOX 2307	15221	15223	12
7	CORINOX 2308	15231	15233	12
7	CORINOX 2310	15241	15243	12
7	CORINOX 2302	15251	15253	12

Precision files

Swiss pattern needle files

For die makers and other fine tool makers. Twelve different shapes each with long knurled handle for firm grip. For the comfort and protection of tool and die maker's hands, bonded plastic handles are now available on all

swiss pattern needle files (see pages 45-46 for information). This new handle design eliminates the need for makeshift handles or tape, and makes detail filing easier and safer by eliminating cramped

fingers and slipping, which can lead to scratches or cuts on the filer's hands. All are double cut.



Length [Inches]	Cross-section [Inches]	Shank dia. [Inches]	Swiss cut and EDP number		
			0	2	
5-1/2	13/64 x 3/64	7/64	12011	12050	12
6-1/4	7/32 x 3/64	1/8	12012	12051	12



Length [Inches]	Cross-section [Inches]	Shank dia. [Inches]	Swiss cut and EDP number		
			0	2	
5-1/2	13/64 x 3/64	7/64	12029	12068	12
6-1/4	7/32 x 3/64	1/8	12030	12069	12



Length [Inches]	Cross-section [Inches]	Shank dia. [Inches]	Swiss cut and EDP number		
			0	2	
5-1/2	3/16 x 5/64	7/64	12026	12065	12
6-1/4	13/64 x 5/64	1/8	12027	12066	12




Length [Inches]	Cross-section [Inches]	Shank dia. [Inches]	Swiss cut and EDP number		
			0	2	
5-1/2	11/64	7/64	12008	12047	12
6-1/4	9/64	1/8	12009	12048	12



Length [Inches]	Cross-section [Inches]	Shank dia. [Inches]	Swiss cut and EDP number		
			0	2	
5-1/2	3/32	7/64	12005	12044	12
6-1/4	3/32	1/8	12006	12045	12


**Round
2410**



Length [Inches]	Diameter [Inches]	Shank dia. [Inches]	Swiss cut and EDP number			
			0	2	4	
5-1/2	7/64	7/64	12002	12041	12078	12
6-1/4	1/8	1/8	12003	12042	12079	12


**Knife
2405**




Length [Inches]	Cross-section [Inches]	Shank dia. [Inches]	Swiss cut and EDP number			
			0	2	4	
5-1/2	7/32 x 1/16	7/64	12014	12053	-	12
6-1/4	15/64 x 5/64	1/8	12015	12054	12091	12

**Half round
2402**



Length [Inches]	Cross-section [Inches]	Shank dia. [Inches]	Swiss cut and EDP number		
			0	2	
5-1/2	13/64 x 1/16	7/64	12017	12056	12
6-1/4	15/64 x 5/64	1/8	12018	12057	12




Precision files

Swiss pattern needle files


Barrette 2411 

Length [Inches]	Cross-section [Inches]	Shank dia. [Inches]	Swiss cut and EDP number		
			0	2	
5-1/2	13/64 x 5/64	7/64	12020	12059	12
6-1/4	7/32 x 5/64	1/8	12021	12060	12


Flat with round edges crochet 2415 

Length [Inches]	Cross-section [Inches]	Shank dia. [Inches]	Swiss cut and EDP number		
			0	2	
6-1/4	7/32 x 3/64	1/8	-	12145	12

Hand-type with round edges 2416 

Length [Inches]	Cross-section [Inches]	Shank dia. [Inches]	Swiss cut and EDP number		
			0	2	
6-1/4	7/32 x 3/64	1/8	12036	12075	12

Crossing oval 2409 

Length [Inches]	Cross-section [Inches]	Shank dia. [Inches]	Swiss cut and EDP number		
			0	2	
6-1/4	9/64 x 3/32	1/8	-	12135	12

Needle file sets




Contents

12 needle files, including one piece each of the following profiles:


- Flat
- Hand
- Crossing
- Three square
- Square
- Round

- Knife
- Half round
- Barrette
- Flat with round edges
- Hand type with round edges
- Crossing oval

PFERD specification number
266

Size [Inches]	Swiss cut and EDP number		
	0	2	
6-1/4	12039	12150	1


Series 956 P-982 P



Rifflers are indispensable tools for mould, die and tool makers, mechanics, goldsmiths, engravers, model builders etc.

Recommendation for use

Riffler files can be used with or without riffler file holder (see page 46).

Length [Inches]	PFERD specification number	Cross-section [Inches]	Swiss cut and EDP number 2	Compatible holder	
6	956 P	1/16 x 5/32	18017	18053	12
6	961 P	5/32 x 3/32	18021	18053	12
6	963 P	3/16 x 1/16	18015	18053	12
6	964 P	3/16 x 1/16	18019	18053	12
6	965 P	13/64 x 1/16	18018	18053	12
6	972 P	9/64 x 5/64	18025	18053	12
6	973 P	9/64 x 5/64	18023	18053	12
6	981 P	11/64	18014	18053	12
6	982 P	7/64	18020	18053	12

Please contact PFERD for additional shapes.

Milled tooth files

Car body files

PFERD car body files – perfect for more than just automotive body work

These files are ideal for **any type of sheet metal work** requiring a particularly smooth and scratch-free finish. Since the file leaves no scratch marks, the filed surface can be painted immediately, without any intermediate polishing.

In the hands of the professional user, PFERD milled car body files provide exceptional stock removal rates and unsurpassed surface quality due to the following features:

- positive rake angle
- uniquely convex surface
- unsurpassed sharpness of teeth



PFERDMEDIA

To see it in action, please visit pferdusa.com/carbody

Ideal tooth geometry

The teeth of our car body files are milled from the solid metal, distinct from the usual cutting process. Each tooth is designed to ensure that the chip rolls up before the rounded tooth face and is forced into the large chip space.

A special finishing treatment produces razor-sharp tooth edges for outstanding stock removal performance.

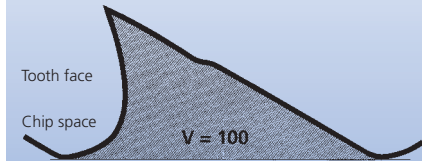
Our range comprises six different cuts.

Convex shape prevents formation of scratch marks

One key advantage of these car body files is their convex cross section. The cutting area is not flat, but higher in the middle than around the file edges. The height difference is about 1/64". This special feature prevents the edges of the file from coming into contact with the workpiece, thus preventing undesired scratches in the product surface.

PFERD specification number
299 B / 299 E



Cross section of a file tooth
10 times enlarged



Cross section of a car body file
Convex shape




Car body files



Length [Inches]	Cross-section [Inches]	Cut	Number of teeth per Inch	EDP number	
12	1-5/32 x 3/16	1	9	14001	1
12	1-5/32 x 3/16	2	10	14002	1
12	1-5/32 x 3/16	3	12	14003	1
14	1-11/32 x 1/4	00	7	14004	1
14	1-11/32 x 3/16	0	8	14005	1
14	1-11/32 x 3/16	1	9	14006	1
14	1-11/32 x 3/16	2	10	14007	1
14	1-11/32 x 3/16	3	12	14008	1
14	1-11/32 x 3/16	5	20	14000	1

* Extra fine cut available in chisel cut file.


Adjustable holders for car body files



This ergonomic holder permits convenient tensioning of car body file blades to match the surface contour of the workpiece. Lightweight but rugged die-cast aluminum structure, available in two sizes. The file bending radius can be steplessly adjusted via the tensioning system.



PFERD specification number
BH 125

Compatible for file length [Inches]	EDP number	
12	14012	1
14	14013	1


Car body files, tanged type



Rectangular, curved longitudinal and transverse (crowned) file with tang, cut on one side,

available in various cuts. These files require no file holder. They can be used with a handle.

PFERD specification number
299 C

Length [Inches]	Cross-section [Inches]	Number of teeth per Inch	Cut and EDP number		Compatible handle EDP	
			Bastard (cut 1)	Smooth (cut 3)		
14	1-3/8 x 5/16	15	14009	–	11148	5
14	1-3/8 x 5/16	18	–	14010	11148	5

Paint peeler

Paint peeler



Paint peelers are used for fine finishing work on very small coated surfaces. Their compact design makes them suitable for use in hard-to-reach areas. The crowned shape prevents scratches. Precision-cut, razor-sharp teeth with an ideal geometry provide a very high quality score-free surface finish. Peeled surfaces can be painted or processed right away. The blade can be used on both sides and is mounted in a plastic holder. The peeling depth is fine-adjustable via two set screws.


Industry/target group

- Automotive sector
- Body work and trailer construction


Applications

- Correcting defects in paintwork, e.g., foreign matter, dust particles or air bubbles
- Peeling off very thin paint layers

PFERD specification number
LAH

Size [Inches]	EDP number	
2 x 1-1/2	14014	1


Replacement file for paint peeler



Replacement file for paint peeler.

PFERD specification number
LAHF 50



Length [Inches]	Cross-section [Inches]	Cut and EDP number Smooth (cut 3)	
2	1-1/2 x 3/16	14015	10

Milled tooth files

Babbitt files

Milled tooth files are suitable for use on soft metals such as tin or lead based babbitts, non-hardened steel, grey cast iron, copper and brass. The highly abrasive milled tooth geometry prevents loading problems.

Babbitt, flat




Rectangular file with tang, cut on three sides (angular cut with chip breaker on the flat sides, straight cut on the wide edge). Available in various lengths and cuts.

Applications


- Work on surfaces
- Deburring
- Shaping and refining rectangular shapes

PFERD specification number

290

Length [Inches]	Cross-section [Inches]	Cut and EDP number		Compatible handle EDP	
		Bastard (cut 1)	Second (cut 2)		
10	1-1/32 x 9/32	13001	-	11146	5
12	1-7/32 x 5/16	13003	13004	11148	5
14	1-3/8 x 11/32	13006	-	11146	5

Babbitt, half round, hollow




Half round, hollow tapered file, tanged, angular cut with chip breaker on half round side only. Available in two lengths.

Applications

- Use in radius areas
- Deburring
- Filing of half round sections


PFERD specification number

295

Length [Inches]	Cross-section [Inches]	Cut and EDP number Bastard (cut 1)	Compatible handle EDP	
10	7/8 x 9/32	13009	11146	5
12	1-1/16 x 11/32	13011	11148	5

Edge sharpener

Edge sharpener



Replacement files



This general-use chamfer file is ideal for removing burrs from workpiece edge areas.

The special mounting system of PFERD universal chamfer files ensures easy tool control and a precisely rectangular application to the workpiece.

Rectangular file in special plastic holder, angular cut on both sides.

Industry/target group


- Industry
- DIY

Applications


- Precision deburring of edges
- Sharpening ski edges
- Removing burrs, squaring and reconditioning chain saw bar

PFERD specification number

UKF
KF 110

Description	Length [Inches]	Cross-section [Inches]	Cut and EDP number Cut 2	
Edge sharpener	4-1/2	1-1/4 x 1/4	13025	1
Replacement file	4-1/2	1-1/4 x 1/4	13026	10

Wood rasps, hand



Rectangular rasp with tang, cut on three sides, flat sides with rasp cut, one edge with file cut, one edge uncut. Available in various cuts and lengths.

Applications

- Surface work
- Shaping and refining of rectangular shapes
- Chamfering


PFERD specification number
1512

Length [Inches]	Cross-section [Inches]	Cut and EDP number		Compatible handle EDP	Included handle EDP	
		Bastard (cut 1)	Second (cut 2)			

Wood rasps, hand (plain)

8	25/32 x 13/64	–	15003	11146	–	10
10	1 x 1/4	15004	15005	11146	–	10

Wood rasps, half round



Half round rasp, tapered, tanged, with rasp cut on two sides. Available in various cuts and lengths.

Applications

- Surface work
- Stock removal in radius areas
- Filing of half round profiles
- Chamfering


PFERD specification number
1552

Length [Inches]	Cross-section [Inches]	Cut and EDP number		Compatible handle EDP	Included handle EDP	
		Bastard (cut 1)	Second (cut 2)			

Wood rasps, half round (plain)

8	25/32 x 15/64	15008	15009	11146	–	10
10	31/32 x 9/32	15011	15012	11146	–	10
12	1-5/32 x 11/32	15014	–	11148	–	5

Wood rasps, round



Round rasp, tapered, tanged, with circumferential rasp cut. Available in two lengths.

Applications

- Shaping and refining radii
- Filing on internal radius profiles

PFERD specification number
1562

Length [Inches]	Diameter [Inches]	Cut and EDP number		Compatible handle EDP	Included handle EDP	
		Second (cut 2)				


Wood rasps, round (plain)

8	5/16	15016		11145	–	10
10	3/8	15017		11145	–	10

Wood files and rasps

Wood rasps

Cabinet rasps




Half round rasp, tapered, tanged, flatter and wider than a half round wood rasp, rasp cut on two sides. Available in two lengths.

Applications

- Surface work
- Shaping and refining radii
- Filing of half round shapes

PFERD specification number
1558

Length [Inches]	Cross-section [Inches]	Cut and EDP number			Compatible handle EDP	
		Bastard (cut 1)	Second (cut 2)	Smooth (cut 3)		
8	1-3/32 x 3/16	15019	-	-	11146	5
10	1-1/4 x 7/32	15021	15022	15047	11146	5

Wood files

Cabinet file




Half round file, tapered, tanged, flatter and wider than a standard half round file, special file cut on two sides.

Applications

- Surface work
- Shaping and refining radii
- Filing of half round shapes

PFERD specification number
1158

Length [Inches]	Cross-section [Inches]	Cut and EDP number Bastard (cut 1)	Compatible handle EDP	
10	1-1/4 x 13/64	15036	11146	5





Hoof rasps have been manufactured since the late 18th century and were among the first PFERD tools.




With this new hoof plane, PFERD presents an innovative, extremely effective and cost-efficient product for smoothing and shaping horse hooves.



Its outstanding cutting performance ensures fast results while minimizing physical effort and back strain during use. At the same time, rapid stock removal and a high-grade surface finish are guaranteed.

Hoof plane



Unlike conventional products, this hoof plane does not have rasp cut or cross cut faces but possesses milled teeth on both sides (one fine, one coarse side). It can be used for planing the hoof surface, trimming the hoof wall and filing the toe. Thanks to the high material quality employed, even hoof nails can be dressed with this tool

after shoeing – neither the nails nor the steel of the horseshoe will cause its teeth to become blunt. Supplied as a rectangular file with tang, teeth on all four sides.


PFERDEFFICIENCY®



PFERD specification number
3515

Length [Inches]	Cross-section [Inches]	Cut and EDP number Milled	Compatible handle EDP	
14	1-3/4 x 1/4	15040	11147	5

Horse rasp, tanged type



Rectangular rasp, tanged, cut on four sides. One flat side with rasp cut, one flat side with cross cut, two edges with file cut.

PFERD specification number
3510

Length [Inches]	Cross-section [Inches]	Cut and EDP number Rasp/file 1	Compatible handle EDP	
14	1-3/4 x 3/16	15039	11147	5

Wood files and rasps

Special rasps



Sculptor's file rasp, half round



Sculptor's file rasps are used in areas which can not be reached with an ordinary rasp, e.g., on carved woodwork, sculptures and ornaments.

Each of these tools features two different cuts (file and rasp cut) for particular versatility in use.

The sculptor's file rasp consists of a body with two bent forged-on ends providing different cuts.

Workpiece materials

- Wood
- Horn
- Soft stone

Industry/target group


- Pattern-making
- Trades
- Arts and crafts
- Model making

Application

Refining of casting patterns, carved woodwork, sculptures

PFERD specification number

3553

Length [Inches]	Cut and EDP number Second (cut 2)	
8	15029	5



Staircase maker's file rasp



Staircase maker's file rasps are designed for work in hard-to-reach areas.

Among other uses, they are ideal for touch-up work on handrails and ornaments. The fine, sharp rasp cut is for preliminary work. The file cut on the opposite end is for finishing.

Workpiece materials

- Wood
- Plastics
- Soft stone/masonry
- Horn

Industry/target group

- Staircase maker's trade
- Pattern making
- Arts and crafts

Application

Refining of hand rails, ornaments, casting patterns, carved woodwork, sculptures

PFERD specification number

3554

Length [Inches]	Cut and EDP number Second (cut 2)	
10	15031	5

Staircase maker's rasps are intended for work in hard-to-reach areas.

These tools have a half round cross-section. Their intensely curved shape makes them ideal for work on diverse radii.

Half round, bent file body, rasp cut on the curved side.

Workpiece materials

- Wood
- Plastics
- Soft stone/masonry

Industry/target group

- Staircase maker's trade
- Model and pattern making
- Arts and crafts

Application

Refining of hand rails, ornaments, casting patterns, carved woodwork, sculptures

PFERD specification number

3556

Staircase maker's rasp



Length [Inches]	Cut and EDP number Second (cut 2)	
10	15032	2

Needle rasps are intended for use in hard-to-reach places.

With their forged shanks, needle files can be used with or without file handle.

This set features the full range of available needle rasps in a plastic pouch.

The plastic pouch keeps the tools neatly arranged and protects them from dirt and mechanical damage.

Contents


All needle rasps in this set are 5-1/2 inch long, Swiss cut 2:

- Flat
- Hand
- Three square
- Square
- Round
- Half round

PFERD specification number

2527

Needle rasp set



Length [Inches]	Swiss cut and EDP number 2	
5-1/2	15065	1

Diamond files

Diamond machinist's files

Diamond is termed "superhard" because it is significantly harder than conventional abrasive grains, e.g., aluminum oxide or silicon carbide. Diamond is a natural material, but can also be produced synthetically.

At extremely high pressures and temperatures, pure carbon (C) synthesizes to diamond.

Diamond grit is electroplated onto precision-forged and ground file blanks. The durable monolayer abrasive coating with its uniform density and good grip properties ensure outstanding file performance.


Diamond files are suitable for use on hardened steels and hard metals components such as cutting, punching, press/extrusion and profiling dies, as well as for filing workpieces made of glass, ceramics, and fibre-reinforced plastics.

Recommendations for use


- Apply only slight pressure to the file, especially in workpiece edge areas!
- Loaded diamond files can usually be cleaned in kerosene or other cleaning fluids (e.g., anti-static plastic cleaner) using a file brush. Often it will suffice to knock the file against a hard object. Avoid contact with grease when using files!
- Use a coarse grit for roughing, medium grit for general purpose filing, and fine grit for finishing applications.

Grit sizes are stated according to the FEPA grading scale.

Grit size	FEPA	Recommended applications
Fine	D 91	Finishing
Medium	D 126	General purpose filing
Coarse	D 151 / D 181	Roughing
Very coarse	D 251	Roughing



Diamond machinist's files



Diamond machinist's files are used in the fabrication of large tools, jigs and fixtures. Their fairly coarse grit (D 251) also makes them suitable for filing filled and reinforced plastics.


Diamond machinist's files are supplied with ergonomic handle.

Available in five shapes and various grit sizes.


Other lengths and grit sizes can be supplied by special order – please inquire.

Industry/target group

Tool making

Shape	PFERD specification number	Length [Inches]	Coating length	Grit size and EDP number		
				D 151 Coarse	D 251 Very coarse	
Hand	DF 1112	8	7-1/4	04060	04065	1
Three square	DF 1132	8	7-1/4	04061	04066	1
Square	DF 1142	8	7-1/4	04062	–	1
Half round	DF 1152	8	7-1/4	04063	04068	1
Round	DF 1162	8	7-1/4	04064	–	1

Diamond needle files



Diamond needle files are designed for general use in tool and die making.

These 5-1/2" needle files are available in eleven shapes and three grit sizes. They can

be combined with the quick-mounting handle EDP 16174 or our needle file holder EDP 16075 (plastic) or 16076 (wood). Please see pages 45 and 46 for handle details.

Other lengths and grit sizes can be supplied by special order – please inquire.

Industry/target group
Tool making

Shape	PFERD specification number	Length [Inches]	Coating length [Inches]	Shank dia [inches]	Grit size and EDP number			
					D 91 fine	D 126 medium	D 181 coarse	
Hand	DF 4112	5-1/2	2-3/4	1/8	04027	04014	04001	1
Hand with rounded edges	DF 4112R	5-1/2	2-3/4	1/8	04028	04015	04002	1
Flat	DF 4122	5-1/2	2-3/4	1/8	04029	04016	04003	1
Three square	DF 4132	5-1/2	2-3/4	1/8	04030	04017	04004	1
Square	DF 4142	5-1/2	2-3/4	1/8	04031	04018	04005	1
Half round	DF 4152	5-1/2	2-3/4	1/8	04032	04019	04006	1
Round	DF 4162	5-1/2	2-3/4	1/8	04033	04020	04007	1
Knife	DF 4172	5-1/2	2-3/4	1/8	04034	04021	04008	1
Feather edge	DF 4182	5-1/2	2-3/4	1/8	04035	04022	04009	1
Crossing oval	DF 4192	5-1/2	2-3/4	1/8	04036	04023	–	1
Barette	DF 4102T	5-1/2	2-3/4	1/8	04037	04024	04011	1


Diamond needle file sets are supplied in a sturdy, practical plastic box, which protects the tools from damage. This is ideal for keeping on the tool trolley or workbench.


Contents

1 file each of the following:

- Hand
- Three square
- Square
- Half round
- Round

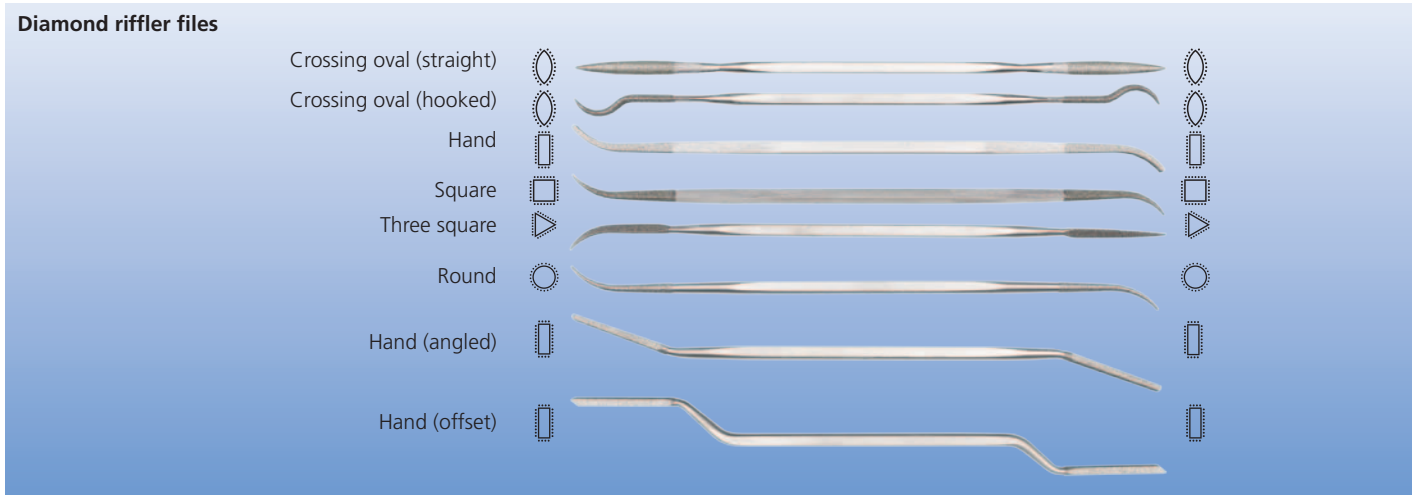
Sets of diamond needle files



Length [Inches]	PFERD specification number	Grit size and EDP number			No. of files	
		D 91 fine	D 126 medium	D 181 coarse		
5-1/2	DF 4205	04038	04025	04012	5	1

Diamond files

Diamond riffler files



Diamond riffler files are used for work in hard-to-reach areas and on complex shapes.

They can be used with the riffler file holder EDP 18053.

Other lengths and grit sizes can be supplied by special order – please inquire.

Diamond riffler files are available in a length of 6", in eight shapes and three grit sizes.

Please see page 46 for handle details.

Shape	PFERD specification number	Length [Inches]	Coating length [Inches]	Grit size and EDP number		
				D 91 fine	D 126 medium	
Crossing oval (straight)	DF 15	6	2 x 1	–	04046	1
Crossing oval (hooked)	DF 16	6	2 x 1	04053	04047	1
Hand	DF 18	6	2 x 1	04054	04048	1
Square	DF 20	6	2 x 1	04055	04049	1
Three square	DF 22	6	2 x 1	04056	04050	1
Round	DF 24	6	2 x 1	04057	04051	1
Hand (angled)	DF 914	6	2 x 1	–	04058	1
Hand (offset)	DF 918	6	2 x 1	–	04059	1




Set of diamond riffler files

Diamond riffler file sets are supplied in a sturdy, practical plastic box, which protects the tools from damage. This is ideal for keeping on the tool trolley or workbench.

Contents

1 file each of the following:

- Crossing oval (hooked)
- Hand
- Square
- Three square
- Round

Length [Inches]	PFERD specification number	Grit size and EDP number D 126 medium	No. of files	
6	DF 1624	04080	5	1

Advantages

- Optimum grip.
- Ergonomic shape.
- Soft exterior plastic with hard and rugged internal core.
- Large, rounded contact surfaces.

Maximum user safety

- Protects hand from contact with sharp edges and corners.
- Angular collar prevents files from rolling.


Ergonomic file handles from PFERD guarantee maximum working safety. The shape and design principle protect hands from sharp edges and corners. The angular collar prevents the file rolling away during work. The combination of two high-grade plastic components in the file handle makes the file comfortable and easy to grip and guide over the workpiece.

We will be happy to send you more information about the topic of health and safety on request.

PFERDERGONOMICS®



Ergonomic file handles



Compatible for file length [Inches]	Compatible for	PFERD specification number	EDP number	
4 - 6	Key files and very narrow tangs	FH 2	11143	10
4 - 6	Regular tangs	FH 3	11144	10
8 - 10	Three square, square, round, special shapes	FH 4	11145	10
8 - 10	Hand, flat, half round section	FH 4/1	11146	10
12 - 14	Hand, flat, half round section	FH 5/1	11148	10
12 - 14	Three square, square, round, special shapes	FH 5	11147	10

Advantages

- Proven PFERD file handle made of strong plastics.
- Air chambers help absorb hand moisture.
- Enlarged handle front reduces fatigue and improves safety.
- Good force transmission and grip control.

Available in four different types to accommodate most tanged files.

Plastic file handles



Compatible for file length [Inches]	Compatible for	PFERD specification number	EDP number	
4 - 6	Key files and very narrow tangs	PH 08	11130	10
4 - 6	Regular tangs	PH 09	11131	10
8 - 10	All tangs	PH 11	11132	10
12 - 14	All tangs	PH 13	11133	10


Quick-mounting handle for needle files, diamond files and smaller machinist's and precision files.

File tangs are securely clamped by twisting the two halves of the handle in opposite directions.

PFERD specification number
SH 220

Plastic file handle, quick-mounting type



Description	Overall length [Inches]	Compatible for file length [Inches]	Compatible for shank dia. [mm]	EDP number	
Quick Mounting Plastic Handle	3-1/2	5-1/2, 6-1/4, 7, 8	3.0, 3.25, 3.5, 3.75	16174	10

File holders and accessories

File holders, file card and brush, plastic sleeves

Needle file holders

EDP 16075




EDP 16076



Quick-mounting handles for needle files or rasps.

PFERD specification number
NFH

Description	Compatible for file length [Inches]	EDP number	
Needle File Holder Plastic	5-1/2, 6-1/4, 7	16075	10
Needle File Holder Wood	5-1/2, 6-1/4, 7	16076	10

Riffler file holders




Advantages

- Provides optimum safety and grip control.
- One end of the file is safely covered by the handle at all times
- Fast and easy tool change
- For multiple use

Available in two different types.

PFERD specification number
RFH

For file length [Inches]	EDP number	
6	18053	10

File card and brush




For easy cleaning of chip-loaded files.

Rugged wooden handle with wear-resistant steel wire filing.

Application
Cleaning of files

PFERD specification number
HB


Description	EDP number	
File card	17146	5
File card and brush	17147	5

Plastic sleeves (empty)



With eyelet for hanging up files without handles. For displaying on sales stands.

PFERD specification number
KH

Sleeves for file length [Inches]	EDP number	
4	16095	1
6	16096	1
8	16097	1
10	16098	1
12	16099	1

Hand deburrer for efficient deburring, chamfering and refining of different materials and contours. Hard-to-reach places, holes, inner and outer diameters, threads and keyways can be easily worked on by hand.

The three different, easily changeable deburrers (blades, mini-blades and countersinks) are easy to control and use with the special holder. The tools fit outstandingly well with the contours of workpieces.


The pivot-mounted adapter system makes handling and changing the deburrer very easy.

The ergonomic file handle protects hands against sharp edges and prevents the tool from rolling away.

PFERD offers:

- Three deburring blades for work on
 - steel, aluminum
 - non-ferrous metals and cast iron
 - plastics and other soft materials
- One mini-blade for general work on very small geometries of different materials
- Two pivot-bearing deburring countersinks for general use on bores of different materials

PFERDERGONOMICS®



Description	EDP number	Shank dia [Inches]	max. width [mm]	max. width [Inches]	Use for	
Holder for deburrer						
H 4	19500	-	-	-	All types	1
Deburring blades						
BS 1010	19510	1/8	3.0	1/8	Steel, aluminum	10
BS 1018	19512	1/8	3.0	1/8	Plastics, other hard materials	10
BS 2010	19514	1/8	3.0	1/8	Non-ferrous metals, cast iron	10
Mini-blades						
BD 5010	19520	1/8	2.0	1/16	General use	1
Deburring countersinks						
BC 1041	19530	1/8	10	3/8	General use	1
BC 1651	19532	1/8	16	5/8	General use	1





TRUST BLUE